

Hydro upínač

Hydraulic expansion chucks

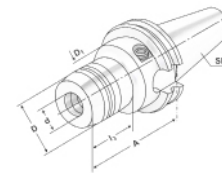



pro válcové upínací stopky DIN 1835 typ A+B+E a DIN 6535 typ HB+HE

for mounting straight-shank tool

(průměry nad 20 mm pouze s redukčním pouzdem)

(larger than \varnothing 20 mm only with reduction sleeve)



Název Catalog number	Kužel Taper	d	D	D ₁	l ₁	l ₂	l ₃	A		G 2,5 25.000 min ⁻¹
SK40.68.H.06.ADB	SK40	6	26	50	37	10	33	68	AD/B	•
SK40.68.H.08.ADB	SK40	8	28	50	37	10	33	68	AD/B	•
SK40.72.H.10.ADB	SK40	10	30	50	42	10	37	72	AD/B	•
SK40.77.H.12.ADB	SK40	12	32	50	47	10	42	77	AD/B	•
SK40.77.H.14.ADB	SK40	14	34	50	47	10	42	77	AD/B	•
SK40.80.H.16.ADB	SK40	16	38	50	52	10	43	80	AD/B	•
SK40.80.H.18.ADB	SK40	18	40	50	52	10	43	80	AD/B	•
SK40.82.H.20.ADB	SK40	20	42	50	52	10	47	82	AD/B	•
SK40.117.H.25.ADB	SK40	25	50	63	58	10	51	117	AD/B	•
SK40.117.H.32.ADB	SK40	32	60	63	64	10	51	117	AD/B	•
SK40.110.H.06.ADB	SK40	6	26	50	37	10	33	110	AD/B	•
SK40.110.H.08.ADB	SK40	8	28	50	37	10	33	110	AD/B	•
SK40.110.H.10.ADB	SK40	10	30	50	42	10	37	110	AD/B	•
SK40.110.H.12.ADB	SK40	12	32	50	47	10	42	110	AD/B	•
SK40.110.H.14.ADB	SK40	14	34	50	47	10	42	110	AD/B	•
SK40.110.H.16.ADB	SK40	16	38	50	52	10	43	110	AD/B	•
SK40.110.H.18.ADB	SK40	18	40	50	52	10	43	110	AD/B	•
SK40.110.H.20.ADB	SK40	20	42	50	52	10	47	110	AD/B	•
SK40.150.H.06.ADB	SK40	6	26	50	42	10	110	150	AD/B	•
SK40.150.H.08.ADB	SK40	8	28	50	42	10	110	150	AD/B	•
SK40.150.H.10.ADB	SK40	10	30	50	42	10	110	150	AD/B	•
SK40.150.H.12.ADB	SK40	12	32	50	47	10	110	150	AD/B	•
SK40.150.H.14.ADB	SK40	14	34	50	47	10	110	150	AD/B	•
SK40.150.H.16.ADB	SK40	16	38	50	52	10	110	150	AD/B	•
SK40.150.H.18.ADB	SK40	18	40	50	52	10	110	150	AD/B	•
SK40.150.H.20.ADB	SK40	20	42	50	52	10	110	150	AD/B	•
SK40.150.H.25.ADB	SK40	25	50	63	58	10	94	150	AD/B	•

l₁ = maximální upínací délka (clamping, depth, max.)

dodávka: bez montážního klíče

l₂ = maximální délkové nastavení (length adjustment range max.)

delivery: without wrench

Hydro upínač

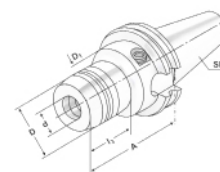
Hydraulic expansion chucks




pro válcové upínací stopky DIN 1835 typ A+B+E a DIN 6535 typ HB+HE

for mounting straight-shank tool

(průměry nad 20 mm pouze s redukčním pouzdem)
(larger than \varnothing 20 mm only with reduction sleeve)



Název Catalog number	Kužel Taper	d	D	D ₁	l ₁	l ₂	l ₃	A		G 2,5 25.000 min ⁻¹
SK50.68.H.06.ADB	SK50	6	26	50	37	10	33	68	AD/B	•
SK50.68.H.08.ADB	SK50	8	28	50	37	10	33	68	AD/B	•
SK50.72.H.10.ADB	SK50	10	30	50	42	10	37	72	AD/B	•
SK50.77.H.12.ADB	SK50	12	32	50	47	10	42	77	AD/B	•
SK50.77.H.14.ADB	SK50	14	34	50	47	10	42	77	AD/B	•
SK50.80.H.16.ADB	SK50	16	38	50	52	10	45	80	AD/B	•
SK50.80.H.18.ADB	SK50	18	40	50	52	10	45	80	AD/B	•
SK50.82.H.20.ADB	SK50	20	42	50	52	10	47	82	AD/B	•
SK50.87.H.25.ADB	SK50	25	50	63	58	10	52	87	AD/B	•
SK50.91.H.32.ADB	SK50	32	60	63	64	10	56	91	AD/B	•
SK50.110.H.06.ADB	SK50	6	26	50	37	10	33	110	AD/B	•
SK50.110.H.08.ADB	SK50	8	28	50	37	10	33	110	AD/B	•
SK50.110.H.10.ADB	SK50	10	30	50	42	10	37	110	AD/B	•
SK50.110.H.12.ADB	SK50	12	32	50	47	10	42	110	AD/B	•
SK50.110.H.14.ADB	SK50	14	34	50	47	10	42	110	AD/B	•
SK50.110.H.16.ADB	SK50	16	38	50	52	10	45	110	AD/B	•
SK50.110.H.18.ADB	SK50	18	40	50	52	10	45	110	AD/B	•
SK50.110.H.20.ADB	SK50	20	42	50	52	10	47	110	AD/B	•
SK50.110.H.25.ADB	SK50	25	50	63	58	10	52	110	AD/B	•
SK50.110.H.32.ADB	SK50	32	60	63	64	10	56	110	AD/B	•
SK50.150.H.06.ADB	SK50	6	26	50	37	10	110	150	AD/B	•
SK50.150.H.08.ADB	SK50	8	28	50	37	10	110	150	AD/B	•
SK50.150.H.10.ADB	SK50	10	30	50	42	10	110	150	AD/B	•
SK50.150.H.12.ADB	SK50	12	32	50	47	10	110	150	AD/B	•
SK50.150.H.14.ADB	SK50	14	34	50	47	10	110	150	AD/B	•
SK50.150.H.16.ADB	SK50	16	38	50	52	10	110	150	AD/B	•
SK50.150.H.18.ADB	SK50	18	40	50	52	10	110	150	AD/B	•
SK50.150.H.20.ADB	SK50	20	42	50	52	10	110	150	AD/B	•
SK50.150.H.25.ADB	SK50	25	50	50	52	10	110	150	AD/B	•
SK50.150.H.32.ADB	SK50	32	60	63	64	10	110	150	AD/B	•
SK50.150.H.40.ADB	SK50	40	63	63	74	10	131	150	AD/B	•

l₁ = maximální upínací délka (clamping, depth, max.)

dodávka: bez montážního klíče

l₂ = maximální délkové nastavení (length adjustment range max.)

delivery: without wrench